



Glenn Hills High School

Library Media Center

Writing A Research Paper

Valerie New, M.Ed.
Library Media Specialist

Your Learning Objectives For This Lesson On Research Paper Writing

- ❖ Learn about the concept of plagiarism
- ❖ Learn the reasons for using a citation style, like MLA.
- ❖ Correctly utilize and identify MLA citation style



Learning Objectives

Before You Begin: What Is Plagiarism?


❖ According to the Merriam-Webster dictionary, the verb *to plagiarize* means:

“to steal and pass off (the ideas or words of another) as one’s own : use (another’s production) without crediting the source”

❖ According to Grammarly:

The inclusion of the word “steal” in this definition, includes instances when another’s ideas or words are intentionally used without crediting the source. Even accidentally using another’s ideas or words without proper citation, due to carelessness, falls under this definition since your work tries to “pass off” another’s work as your own.

In our tech-forward culture, the simple act of copy-and-paste can seem harmless, but it has serious consequences in academic and professional settings.




Five Reasons Plagiarism Usually Occurs

According to Plagiarism Today, There Are 5 Reasons Plagiarism Occurs...

- 1) Lack Of Confidence – When a writer doesn't feel as if they are up to the task they are given, they are often tempted to steal.
- 2) Lack Of Time – If there is poor time management or lack of focus, writers might find themselves in a situation where they don't have enough time to finish a task.
- 3) A Writer Doesn't Care/Laziness
- 4) A Writer Doesn't Think They Will Get Caught
- 5) A Writer Made A Mistake



Five Ways To Avoid Plagiarism In Your Writing: The First Way




Grammarly offers these five ways to avoid plagiarism in your research writing:

First, Cite Your Source...

When alluding to an idea or wording that's not your own, add a citation in your writing that identifies the full name of the source, the date it was published, and any other citation element that's required by the style guide you're adhering to.


Five Ways To Avoid Plagiarism In Your Writing: The Second Way



Second, Include Quotations...

If you insert a source's words into your writing, verbatim, one of the most simple yet obvious ways to avoid plagiarism is by using quotation marks around the text to denote that the words aren't your own. A direct quote should also cite the source so that readers know who the quote is from.


Five Ways To Avoid Plagiarism In Your Writing: The Third Way



Third, Paraphrase...

- Paraphrasing is rewriting a source's ideas or information into your own words, without changing its meaning. But be careful—paraphrasing can slip into plagiarism if done incorrectly.
- Successfully paraphrasing without plagiarizing involves a bit of a dance. Reword and format your writing in an original way, and try to avoid using too many similar words or phrases from the source. The key is to do so without altering the meaning of the idea itself. Remember, you're still using another's idea so you'll need to include a citation to the source.

Five Ways To Avoid Plagiarism In Your Writing: The Fourth Way



Fourth, Present Your Own Idea...

- Instead of parroting the source's ideas or words, explore what you have to say about it. Ask yourself what unique perspective or point you can contribute in your writing that's entirely your own. Keep in mind that if you're alluding to a source's ideas or words to frame your own point, you'll still need to apply the guidelines above to avoid plagiarizing.
- If you're writing on the same topic for multiple assignments, it can be tempting to recycle some of your previous words—this is called "self-plagiarism". The risk involved with self-plagiarism is just as high if the publisher or your instructor didn't give you permission to reuse your old work.

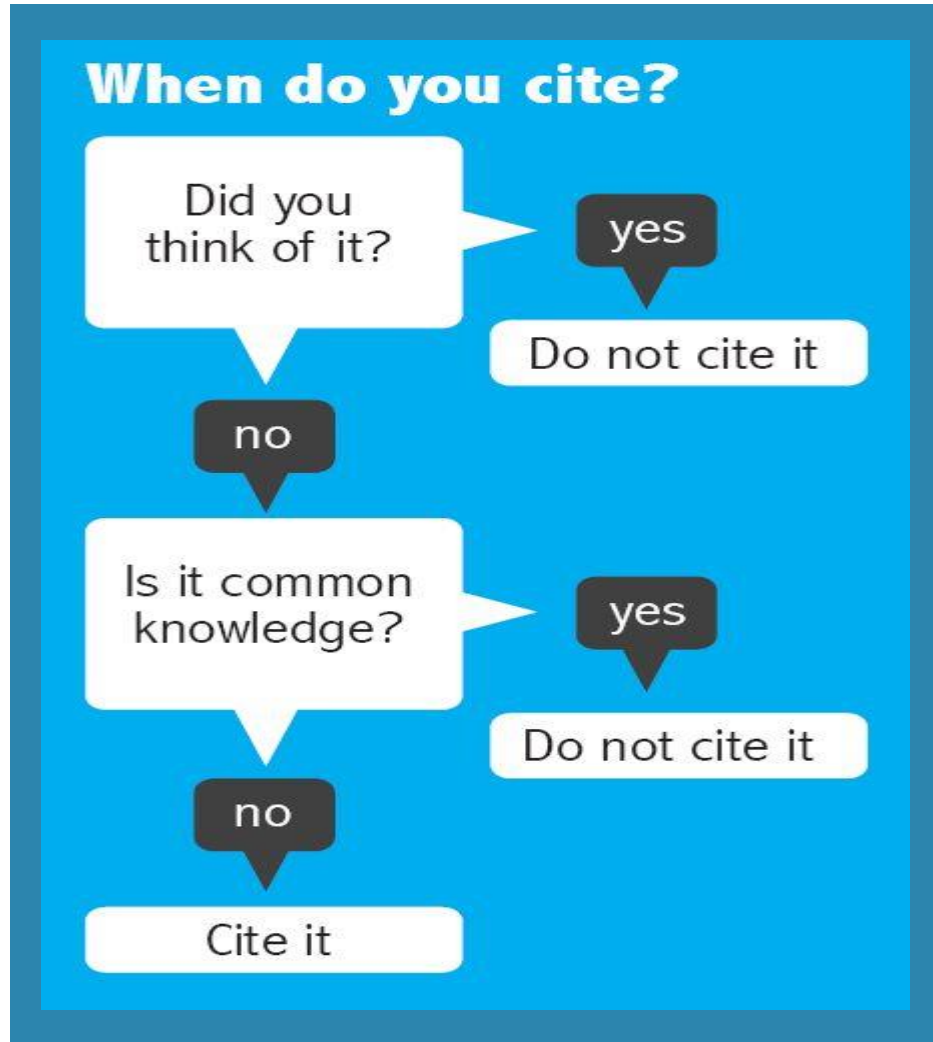
Five Ways To Avoid Plagiarism In Your Writing: The Fifth Way



Fifth, Use A Plagiarism Checker...

- While conducting your research on a topic, some phrases or sentences might stick with you so well that you inadvertently include them in your writing without a citation. When in doubt, using an online plagiarism checking tool can help you catch these issues before submitting your work.
- Grammarly also offers a plagiarism checker that scans your text for borrowed content for free. These tools let you know whether or not parts of your writing are plagiarized—and some even highlight the specific words or sentences of concern and identify where the text originated from.
- These suggestions can be helpful in avoiding plagiarism in your work and is worth the effort. In addition to being more aware of what constitutes plagiarism, figuring out how to avoid plagiarism ultimately takes daily practice.

Learning How To Use A Citation Style To Avoid Plagiarism



When writing your research paper, you must cite the following:

- ❖ A direct quotation
- ❖ A statistic
- ❖ An idea
- ❖ Someone else's opinion
- ❖ Concrete facts not considered "common knowledge"
- ❖ Information not commonly known
- ❖ Information taken from the computer (CD ROMS, internet, etc.)
- ❖ Illustrations, photographs, or charts – if not yours

Source:


Silverman, Jay, Elaine Hughes, and Diana Roberts Weinbroer. *Rules of Thumb: A Guide for Writers*. New York: McGraw Hill, 2002.

General Rules About Citing



- ❖ Ideally, no more than 25 percent of your paper should be direct quotations
- ❖ Paraphrase as much as you can
- ❖ Use direct quotations when citing a statistic or original theory
- ❖ Use author's words if they capture a point exactly

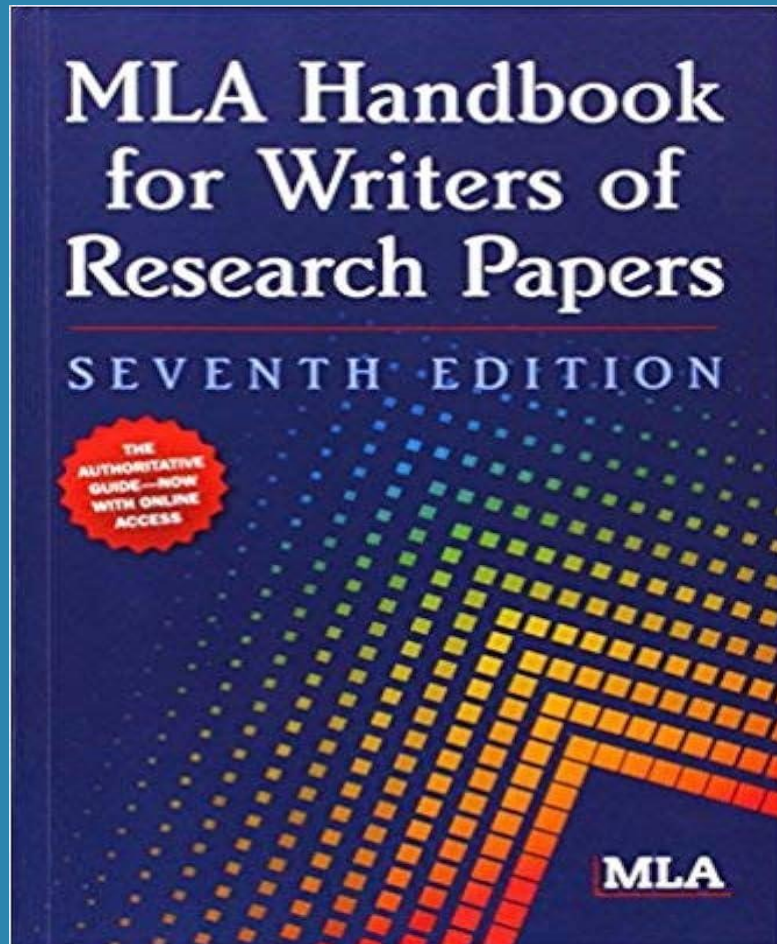
Do I Still Need To Cite If I Am Paraphrasing And Summarizing?



You must still acknowledge your source if you...

- ❖ Paraphrase:
Put someone else's ideas into your own words
- ❖ Summarize:
Condense someone else's words or ideas

Signal Phrases In MLA Style Citation



Signal Phrases

- **Model Signal Phrases:**

“In the words of researchers Long and McKinzie...”

“As Paul Rudnick has noted...”

“Melinda Stuart, mother of a child killed by a drunk driver, points out...”

“..., writes Michelle Moore, ...”

Note: Never use “says.”

- **Verbs in Signal Phrases:**

acknowledges	admits
agrees	asserts
believes	claims
comments	confirms
contends	declares
denies	disputes
emphasizes	endorses
grants	illustrates
implies	notes
observes	points out
reasons	refutes
suggests	writes

Complete list: Hacker, Diana. *A Writer's Reference*. 5th ed. Boston: Bedford/St. Martin's, 2003. p. 336.

The Modern Language Association (MLA) Citation Style

MLA, like other citation styles consists of two things:

1. In-Text Citations (Also Called Parenthetical Citations)
2. Works Cited Page
(Composed of Bibliographic Entries)

**** You Must Utilize Both To Avoid Plagiarism!**

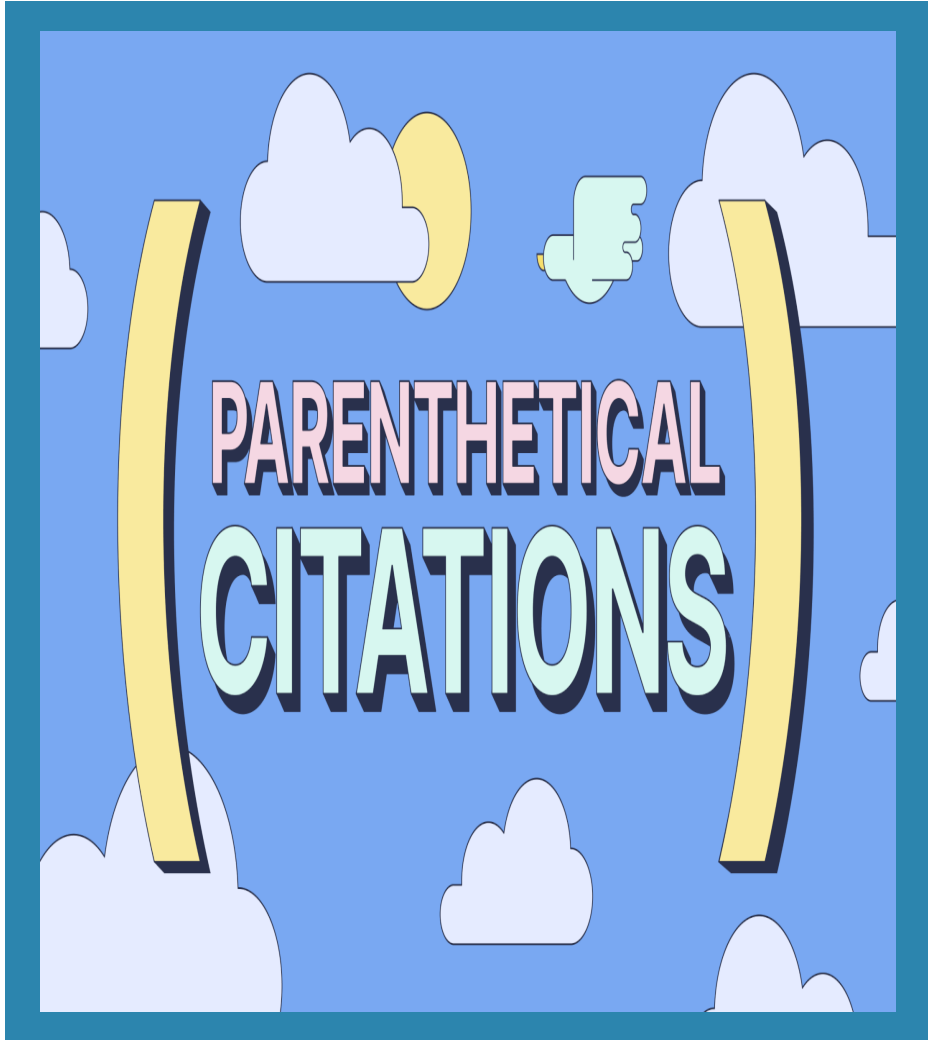


Why Use MLA Format?

- ❖ Allows readers to cross-reference your sources easily
- ❖ Provides consistent format within a discipline
- ❖ Gives you credibility as a writer
- ❖ Protects yourself from plagiarism



In-Text Or Parenthetical Citations

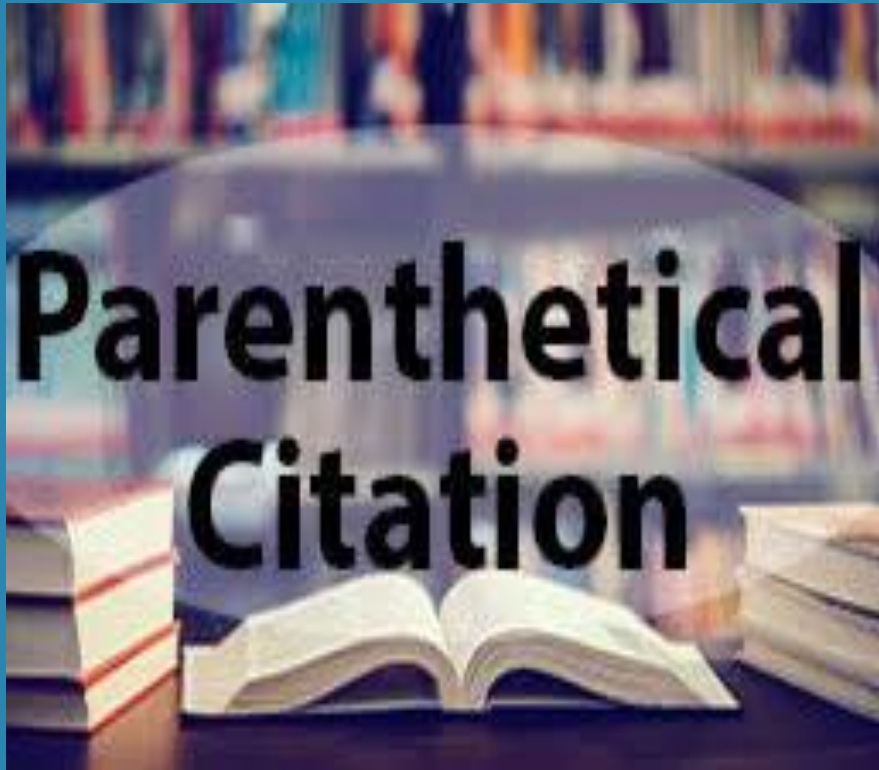


In-Text or Parenthetical Citations is a system in which you give your source in parentheses immediately after you give the information.

Four Common Citations:

- ❖ Author and page number
- ❖ Title and page number
- ❖ Page number only
- ❖ Secondhand quotations

In-Text or Parenthetical Citations



In-text citations of sources have two requirements:

- ❖ They need to include enough information for the audience to find the source on the works cited page.
- ❖ They need to include enough information so the audience knows where to find the borrowed material in the original source you used.

Examples

(Last Name Page #)

(Garcia 136)

Types Of In-Text or Parenthetical Citations



In-Text or Parenthetical Citations can come in two main forms:

1. Author named within the quote:

At one point, Cofer writes, “Growing up in a large urban center...I suffered from what I think of as cultural schizophrenia” (175).

2. Author not named within the quote:

“On the other side, many Americans expressed surprise at the frequency with which French people spoke about money” (Carroll 313).

*As you can see, both styles of citations include the author’s last name and the page number.

In-Text or Parenthetical Citations – Author & Page Number

(Keeling 125)

The struggle for identity is common during puberty (Keeling 125).



In-Text or Parenthetical Citations – Title & Page Number

Her distinctive writing style adds to her mystique (“Plath” 19).

Often, articles, editorials, pamphlets, and other materials have no author listed; thus, give the first distinctive word of the title followed by page #



In-Text or Parenthetical Citations – Page Number Only



If you have already mentioned the author's name in your paper, put a page number only.

Keeling states that Plath's work stands in stark contrast to other confessional poets (58).

In-Text or Parenthetical Citations – Organization As Author



Often, an organization serves as the author:

The National Council for Teachers of English state that students bring insider knowledge of youth culture and a passion for and investment in its texts and practices (5).

OR

Students bring insider knowledge of youth culture (National Council for the Teachers of English 5).

In-Text or Parenthetical Citations – Other Forms



Two authors:

(Johnson and Rodriguez 221)

Three or more authors:

(York et al. 75) ☐ “et al.” means “and others”

A work with no page numbers (like a webpage):

(Miller)

*You add the full title only if it is short.

If it is a long title, you only use the first one or two words.

In-Text or Parenthetical Citations – Works Cited Entries

A Works Cited Page is composed of Works Cited Entries, commonly called bibliographic entries. There are dozens of different types of sources, and there is an MLA work cited format for each one.

The most common formats are those for:

- ❖ A book with one author
- ❖ A book with two authors
- ❖ A book with an editor
- ❖ An article from an online periodical (journals and magazines)
- ❖ An internet site



In-Text or Parenthetical Citations – A Book With Author(s)



A Book With One Author:

Format:

Last, First. Book Title. City: Publisher, Year.

Example:

Gilligan, Carol. In a Different Voice. Cambridge:
Harvard Press, 1982.

A Book With Two + Authors:

The basic format for a book with two authors is nearly identical to one with one author. You just need to add the second author's name, but this time the second author goes First Name first, Last Name Last.

Format:


Last, First and First Last. Book Title. City: Publisher, Year.

Example:

Embry, Carol and Joseph Addison. The lives of the
Eighteenth Century Satirists. London: Penguin, 1796.

*Notice that when a citation does not fit on one line, the next line starts 5 spaces in from the first line.

In-Text or Parenthetical Citations – A Book With An Editor(s)



Format:

Last, First, ed. Book Title. City: Publisher, Year.

Example:

Bloom, Harold, ed. Shakespeare's Baudy. Stratford-upon-Avon: Globe Press, 1996.

In-Text or Parenthetical Citations – An Article From An Online Database Magazine

National Geographic Virtual Library

EXPLORE like never before



Format:

Last, First. "Article Title." Name of Mag. Date of publication: page numbers. Name of database. Vendor. Date Visited<site address of database>.

Example:

Khan, John. "The Chinese Theatre." Journal of Drama Studies June 2003: 145-68. Proquest. Gale Learning. 2 May 2011 <www.aclibrary.org>.

In-Text or Parenthetical Citations – An Internet Site



Format:

Last, First. "Title of page." Title of home page. Date written or posted (day month, year). Date visited <site address of title page>.

Example:

Smith, Mary. "Science in America." United States Science. 3 May 2010 <<http://spaceflight.usa.gov/spacenews.html>>.

*Because webpages are unregulated, there is a great degree of variation on whether it will have all these pieces of information. If your site does not, skip that piece and move on to the next one.

In-Text or Parenthetical Citations – How Often Do You Give Citations?

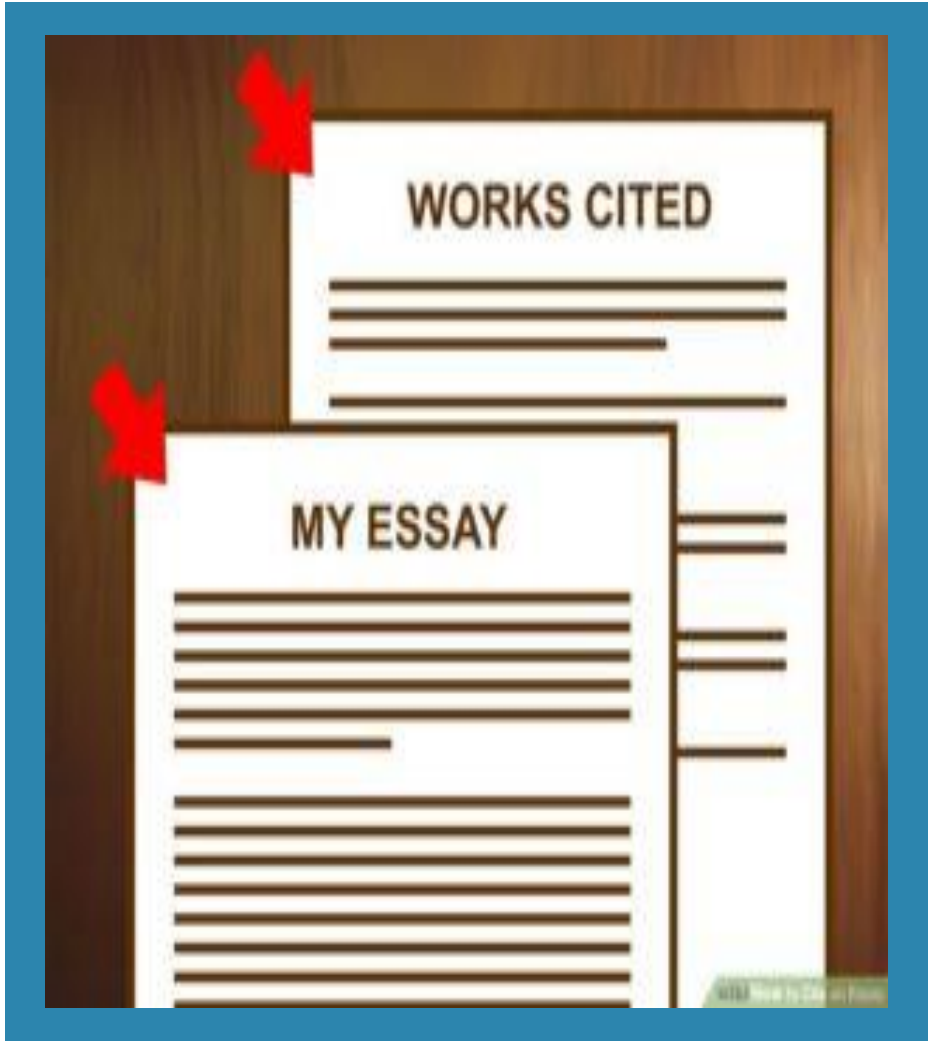
MLA Citation Format



When several facts in a row within one paragraph all come from the same page of a source, use one citation to cover them all. Place the citation after the last fact.

The citation **MUST** be in the same paragraph as the facts!

In-Text or Parenthetical Citations – Works Cited



- ❖ List only those sources that you actually used
- ❖ List the complete title of the article, essay, or book
- ❖ Alphabetize your list by authors' last names or the first main word in a title
- ❖ Online sources usually follow the print format followed by the URL <URL>. (journals, newspapers, magazines, abstracts, books, reviews, scholarly projects or databases, etc.)
- ❖ Format –
 - Author's last name first
 - Double-space
 - Left Margin
 - ✓ Indent second and third lines five spaces
 - ✓ Most item separated by periods – leave one space after ending punctuation.
 - ✓ Place a period at the end of each entry.

Now For Some Practice!



**Practice
Makes
Perfect**

- Which of the following examples is a correctly formatted citation for a two author book, where the quoted material starts on page 84 and ends on page 86?

(Garica and Lo, 84-86)

(Garica and Lo 84-86)

(Garica & Lo 84-86)

(Garica & Lo 84 to 86)


Now For Some Practice!



Correct!

(Jones 75)

In text citations for one author books only contain the author's last name and the page number. You should not put a comma, "p." or "page."



Now For Some Practice!



PRACTICE
MAKES
PERFECT

- Which of the following examples is a correctly formatted citation for a two author book, where the quoted material starts on page 84 and ends on page 86?

(Garica and Lo, 84-86)

(Garica and Lo 84-86)

(Garica & Lo 84-86)

(Garica & Lo 84 to 86)

Now For Some Practice!



Correct! 😊

(Garica and Lo 84-86)

In text citations for two author books contain the authors' last names separated by "and", and the page number. When there is a range of pages, you put the starting page, a dash, and then the ending page.

Now For Some Practice!



- The example below is what kind of a bibliographic citation?

Erickson, Leif. "How I discovered America." Journal of Viking Studies 24 (1991): 25-42.

Periodical

Book with one author

Webpage

Newspaper


Now For Some Practice!

Congratulations



✓ **Right Answer** **Keep it Up**

Correct! 😊



Bibliographic citations that have “” quotation marks, automatically should tell you that it is a selection in another publication. Therefore, these types of citations are either journal, magazine, or newspaper articles (all periodicals).

Now For Some Practice!

the MORE
YOU PRACTICE
THE BETTER
YOU GET

©2014 Kindergarten Works

- In the following citation, what part of it is incorrect?


Holland, Merlin, and Miller, John. The Big Book of Stories.
Chicago: Altamira Press, 2000.

City


2nd Author's Name

Publisher

1st Author's Name



Now For Some Practice!



Correct!

2nd Author's Name


Bibliographic citations list the first author's name "last name" first and "first name" last, but all other authors are listed "first name" first and "last name" last.



Research Links

1. Go to <http://ghhs.rcboe.org/>
2. Click on Staff And Departments
3. Click on New, Valerie/Media Specialist/Media Center
4. Click on Research Lessons to access the research links seen here. You can also access this PowerPoint.

GLENN HILLS HIGH SCHOOL




New, Valerie/Media Specialist/Media Center

- Meet Ms. New, Library Media Specialist
- Library Media Center Orientation
- Research Lessons
- Glenn Hills High School's Library Media Center Handbook
- The Spartan Shield & Sword: A Library Media Center Newsletter
- Reading Challenges
- Technology Information

DISTRICT HOME OUR SCHOOLS TRANSLATE Sign In |

About Us Staff & Departments Students Parents Staff Resources News & Events Clubs & Organizations

Home Staff & Departments New, Valerie/Media Specialist/Media Center Research Lessons



1

Google Slides